

SBand SR Series Pump By Emaux



With over 35 years of solid experience and expertise together with our devoted staffs, Emaux has evolved from a Swimming Pool and Spa Equipment manufacturer to a company that is focused in Water Technology. A company that provides solutions to clients in water related issues

Your solution in water technology



EMAUX[®]
Water Technology

www.emaux.com.au



“SB” Series Pump

“SB” series heavy duty pump delivers high flow and energy efficiency ultra performance. It is suitable for commercial swimming pool. 2 inch suction and discharge port with transparent lid. Ring lock seal design to eliminate suction leaks and to maximize suction efficiency.

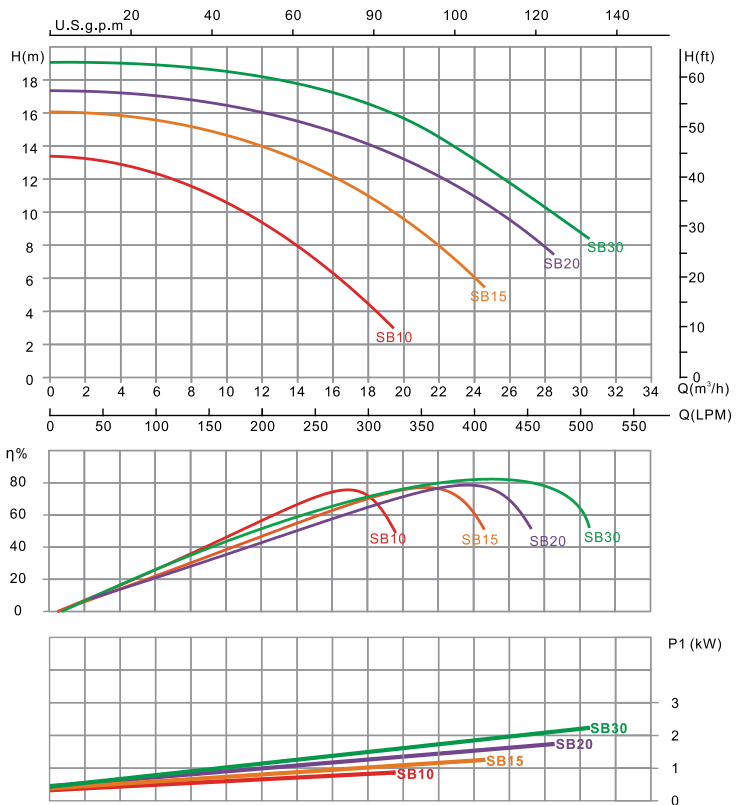
Highlight Features:

- Asynchronous, Two poles
- Class insulation: 130
- IPX5 Waterproof standard
- Built-in thermal protection
- Overload protection
- Available in 50Hz or 60Hz with 220V/380V/110V
- Special design union compatible for both Imperial and Metric measurement standard
- S.S 316 Shaft
- S.S 316 Mechanical seal



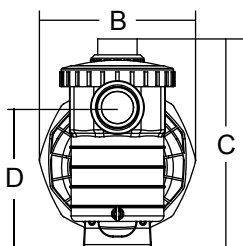
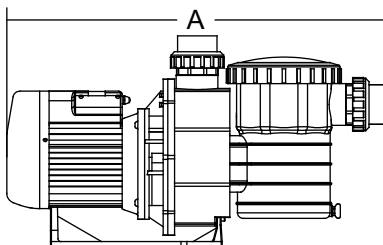
SAA SASO

Technical Information



Remarks: Flow curve information based on 220V/50Hz and 380V/50Hz motor.

Product Information & Dimension



Code 220V/50Hz	Code 110V/60Hz	Code 380V/50Hz	Model No	Connection Size	Input power	Horsepower
88021305	88021505	88021605	SB10	2 inch 63mm	0.97kW	1.0hp
88021307	88021507	88021607	SB15	2 inch 63mm	1.30kW	1.5hp
88021308	88021508	88021608	SB20	2 inch 63mm	1.80kW	2.0hp
88021309	88021509	88021609	SB30	2 inch 63mm	2.18kW	3.0hp

Model No	A mm	B mm	C mm	D mm	Capacitance 220V	Capacitance 110V	Weight(kg)
SB10	717	275	413	248	25μF	90μF	16.00
SB15	717	275	413	248	25μF	90μF	17.00
SB20	717	275	413	248	30μF	100μF	23.00
SB30	717	275	413	248	35μF	100μF	24.00



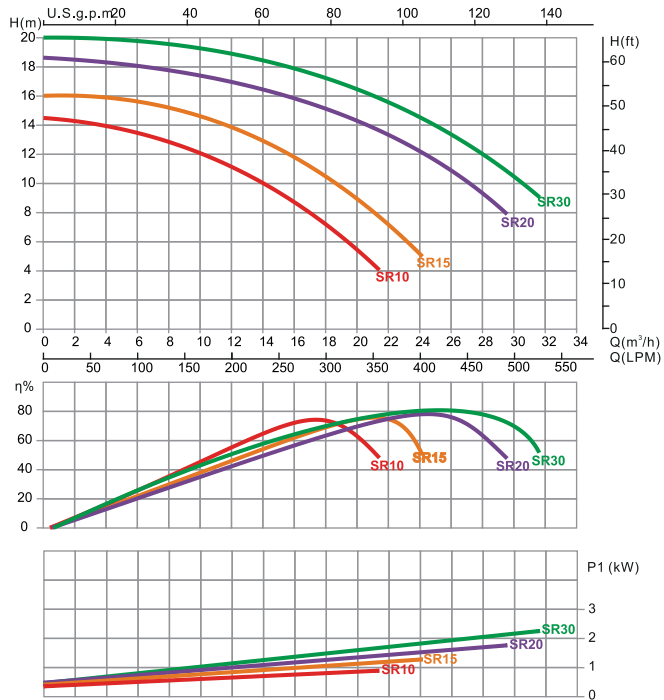
“SR” Series Pump

“SR” series heavy duty pump delivers high flow and energy efficiency ultra performance. It is suitable for commercial spa pool. 2 inch suction and discharge port with transparent lid. Ring lock seal design to eliminate suction leaks and to maximize suction efficiency.

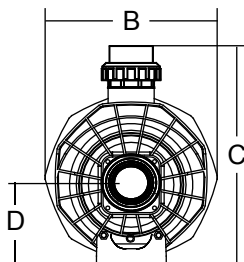
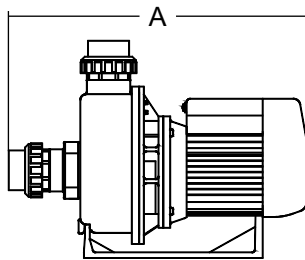
Highlight Features:

- Asynchronous, Two poles
- Class insulation: 130
- IPX5 Waterproof standard
- Built-in thermal protection
- Overload protection
- External heat sink
- Available in 50Hz or 60Hz with 220V/380V/110V
- Special design union compatible for both Imperial and Metric measurement standard
- S.S 316 Shaft
- S.S 316 Mechanical seal

Technical Information



Remarks: Flow curve information based on 220V/50Hz and 380V/50Hz motor.



TECHNICAL INFORMATION & Dimension

Code 220V/50Hz	Code 380V/50Hz	Code 110V/60Hz	Model No	Connection Size	Input power	Horsepower
88023605	88023905	88023805	SR10	2 inch 63mm	0.97kW	1.0hp
88023607	88023907	88023807	SR15	2 inch 63mm	1.30kW	1.5hp
88023608	88023908	88023808	SR20	2 inch 63mm	1.80kW	2.0hp
88023609	88023909	88023809	SR30	2 inch 63mm	2.18kW	3.0hp

Model No	A mm	B mm	C mm	D mm	Capacitance 220V	Capacitance 110V	Weight(kg)
SR10	557	275	413	144	25µF	90µF	14.70
SR15	557	275	413	144	25µF	90µF	16.30
SR20	557	275	413	144	25µF	100µF	19.70
SR30	557	275	413	144	25µF	100µF	22.10



EMAUX WATER TECHNOLOGY

Over 35 years of engineering experience in Water Technology, providing expert solution in all water related matters based on our innovative ideas, automated production processes, and professionalism. Emaux is the leading water technology company that incorporates R & D, Production, and Sales under one roof.

Available from:



www.emaux.com.au

Waterpark & Aquarium / Competition Pool / Residential Pool / Commercial Pool / Water Treatment / Water Feature